




Wallshell ST-Plank

The perfect alternative to traditional wood siding, Wallshell ST-Plank is easy to maintain, tough, rot and fire-resistant. Wallshell ST-Plank is a unique fiber cement composite consisting of natural fibers bonded tightly in a high-grade silicate structure. The result is a material that is highly durable, flexible, water-resistant, fireproof, resistant to insects and chemical corrosion.

Wallshell S-Plank™


Wallshell S-Plank™ installed with shiplap style has four kinds of profiles, the various options can be used in different applications by architects, project developers, and homeowners. S-Plank™ can be fixed to both timber frames (minimum size 1.5 x 3 inch) or steel frames (thickness between 0.55 and 1.6 mm).



Profiles



Arch



Pavilion



Ravine



Wave



Specification

Standard Sizes

- 10 x 100 x 3000mm (25/64" x 4" x 118")
- 10 x 150 x 3000mm (25/64" x 6" x 118")
- 10 x 200 x 3000mm (25/64" x 8" x 118")

Other Properties

Density
1.35±0.05 g/cm³ (84.28±3 lb/ft³)

Unit Weight

Thickness(mm)	Thickness(inch)	Panel Unit Weight(kg/m²)	Panel Unit Weight(lb/sqft)
10	25/64	14.1	2.88




Wallshell T-Plank™

Wallshell T-Plank™ installed in overlap style that provides a three-dimensional effect on your building facade has two profiles. T-Plank™ can be fixed to both timber frames (minimum size 1.5 x 3 inch) or steel frames (thickness between 0.55 and 1.6 mm).



Profiles



Cuboid



Bullnose



Specification

Standard Sizes

- 8 x 150 x 3000mm (5/16" x 6" x 118")
- 8 x 200 x 3000mm (5/16" x 8" x 118")
- 8 x 150 x 4000mm (5/16" x 6" x 157 1/2")
- 8 x 200 x 4000mm (5/16" x 8" x 157 1/2")
- 10 x 150 x 3000 (25/64" x 6" x 118")

Other Properties

Density
1.35±0.05 g/cm³ (84.28±3 lb/ft³)

Unit Weight

Thickness(mm)	Thickness(inch)	Panel Unit Weight(kg/m²)	Panel Unit Weight(lb/sqft)
8	5/16	11.2	2.29
10	25/64	14.1	2.88




Textures and Colors

Wallshell ST-Plank is available in a range of colours including wood like effect, which provide that touch of beauty to your siding application. All coating is engineered for superior adhesion to our substrate and applied to all surfaces, edges and features for durable performance.

Three Textures



Smooth




Cassia




Teak

Note: Teak texture is only available for T-Plank™.

Regular Colors




W10 Ivory




W20 Peru




W23 Caramel




W25 Syrup




W27 Sienna



W53 Maroon



W65 Cerulean



W80 Umber



W30 Sepia



W55 Garnet



W75 Chocolate

Special Colors

Wallshell ST-Plank special colors in the only size of 8 x 150 x 3000mm and those colors have a total solar reflection (TSR) of about 50%.



W05 Daisy



W50 Bisque



W15 Weimaraner



W60 Myosotis

